

## Drum Windlass

The Drum windlass is the newest addition to the Lewmar windlass range. Calling on our experience in windlass and winch line management we have designed the drum windlass for stern or bow anchoring for boats up to 8m(26ft).


Combining a full stainless body and our proven 1000w IP68 rated motors as standard has provided a new windlass range that is built for durability, performance and optimum protection against the harsh marine environment.

### Small Drum

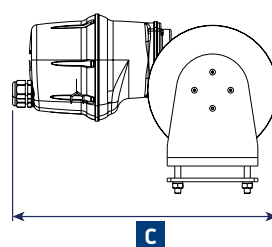
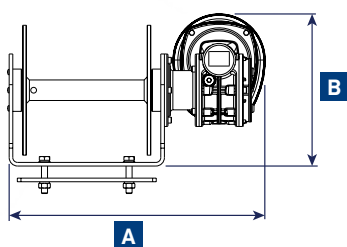
- Drum can accommodate 60m of 6mm line
- Plus 10m of chain 6mm chain
- Max line speed 41m/min
- Max working load = 1000kg

### Large Drum

- Drum can accommodate 75m of 8mm line
- Plus 10m of chain 8mm chain
- Max line speed 41m/min
- Max working load = 1000kg



Optional Free Fall



### Drum Windlass Specifications

PART NO	FREE FALL	MOTOR POWER WATT	MOTOR SUPPLY VOLTAGE	MAX LINE SPEED		RODE TYPE ROPE ONLY MAX DIMS	<b>A</b>	<b>B</b>	<b>C</b>
				M/MIN	FT/MIN		LENGTH MM	HEIGHT MM	WIDTH MM
690001015		1000		41	134	6MM 3-STRAND	423	252	439
690001017	•	1000		41	134	6MM 3-STRAND	423	252	439
690001016		1000		41	134	8MM 3-STRAND	483	280	461
690001018	•	1000		41	134	8MM 3-STRAND	483	280	461