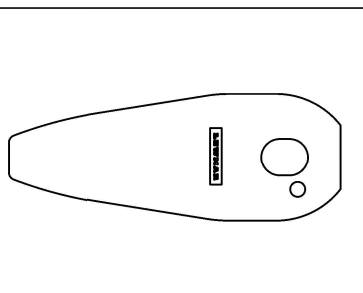


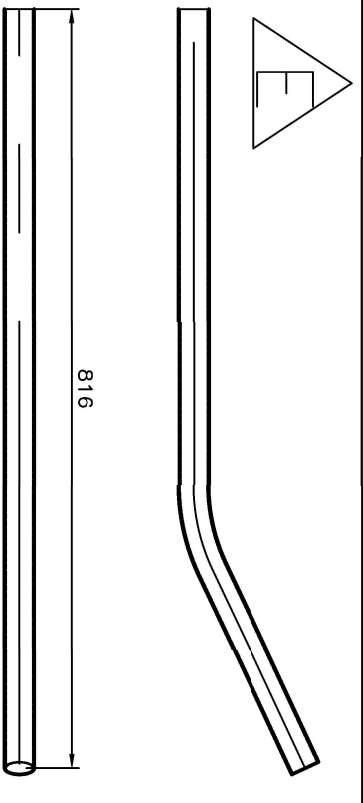
THE DRAWING AND ALL THE INFORMATION PROVIDED ARE PROPERTY OF LEWMAR LTD AND CANNOT BE REPRODUCED, TRANSFERRED OR MODIFIED WITHOUT PERMISSION. COPYRIGHT LEWMAR LTD.

GENERAL NOTES:-

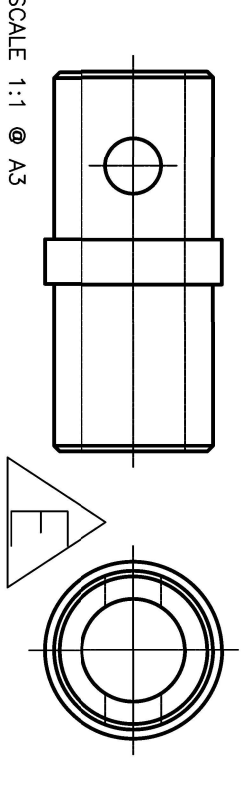
1. ALL DIMENSIONS, IN BRACKETS () ARE FOR REFERENCE ONLY. ALL DIMENSIONS ARE IN MM UNLESS STATED OTHERWISE
2. GENERAL TOLERANCE OF $\pm 0.2mm$ UNLESS STATED OTHERWISE
3. REMOVE ALL BURRS AND SHARP EDGES
4. GENERAL TOLERANCE OF $\pm 0.1/-0.0$ FOR DRILL HOLES UNLESS STATED OTHERWISE
5. ALL ANGULAR DIMENSIONS TO BE $\pm 0.5^\circ$ UNLESS OTHERWISE SPECIFIED



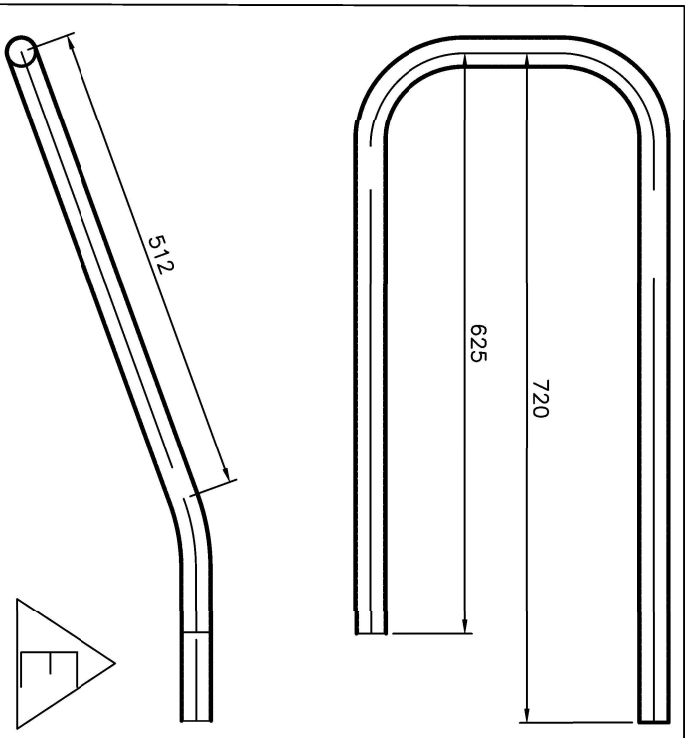
89400084
ENG. CONTROL POD
DMC-MORSE



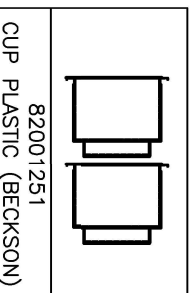
89400449 - SPLIT G-RAIL ENGUARD K'BACK SUPER EXT"
STBD - LOWER (FOR HUNTER 50cc)



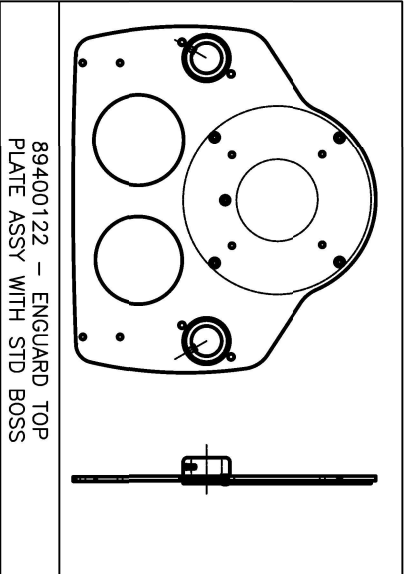
85002101 - CONNECTING BUSH FULL ENGUARD GUARDRAIL TUBE



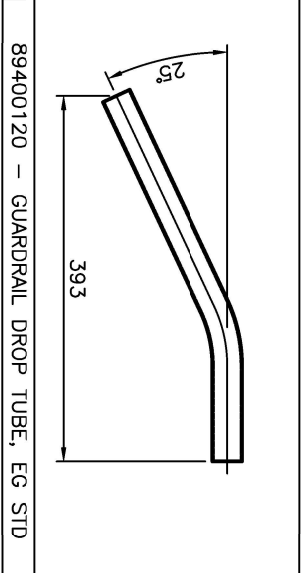
89400448 - SPLIT G-RAIL ENGUARD K'BACK SUPER EXT" STBD -
UPPER (FOR HUNTER 50cc)



82001251
CUP PLASTIC (BECKSON)
- QTY 2 OFF

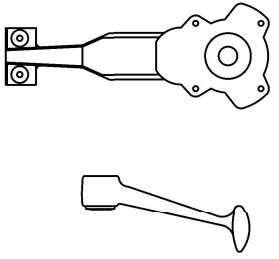


89400122 - ENGUARD TOP
PLATE ASSY WITH STD BOSS



89400120 - GUARDRAIL DROP TUBE, EG STD

ENGINE CONTROL



89400108 - MORSE MECHANISM &
CRANK HANDLE

TITLE:-
G-RAIL KIT EG SUPER
EXT C/W POD MECH
STBD

DWG NO: 89400299
ISSUE: E

LEWMAR
LEWMAR STEERING DIVISION
100, LITTLE WOODS, WIMBORNE, UK, DT98 7BP
TEL: +44(0)1508 535000 FAX: +44(0)1508 400331
WWW.LEWMAR.CO.UK

DATE	ISS	CHANGE	BY
28/04/05	A	ISSUE PROD	YL
21/09/05	B	DWG CORR'N	CL
09/03/06	C	DWG CORR'N	KO
23/02/07	D	ECR#1638	AS
11/11/10	E	MOD 12903	SM

ORTHOGRAFC PROJECTION:
SCALE:- 1:6 @ A3
DRAWN:- YAT L
DATE:- 28/04/2005
SHEET:- 1 OF 1
CHECK'D:-