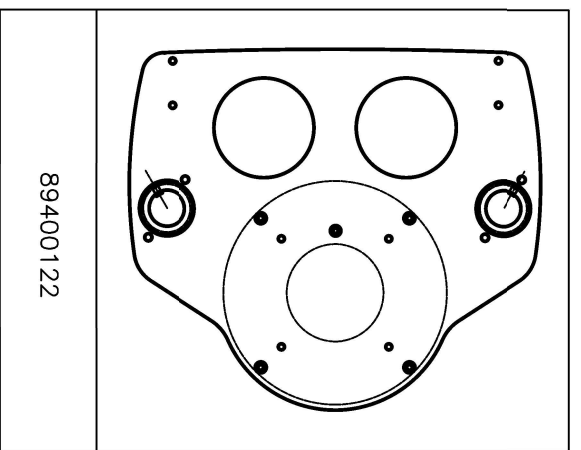
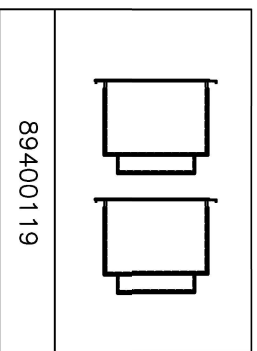


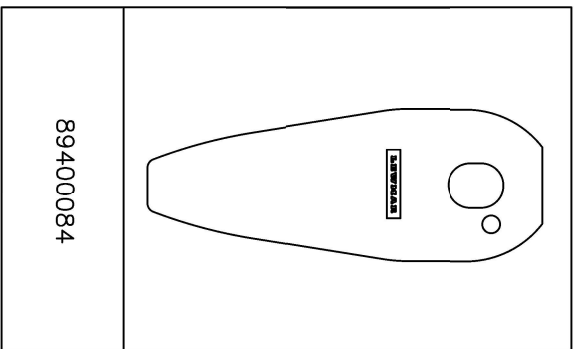
89400031



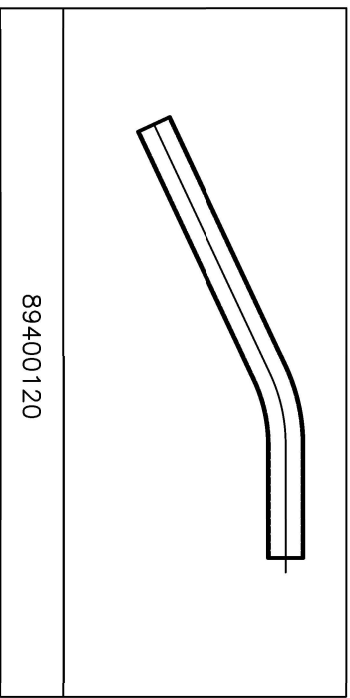
89400122



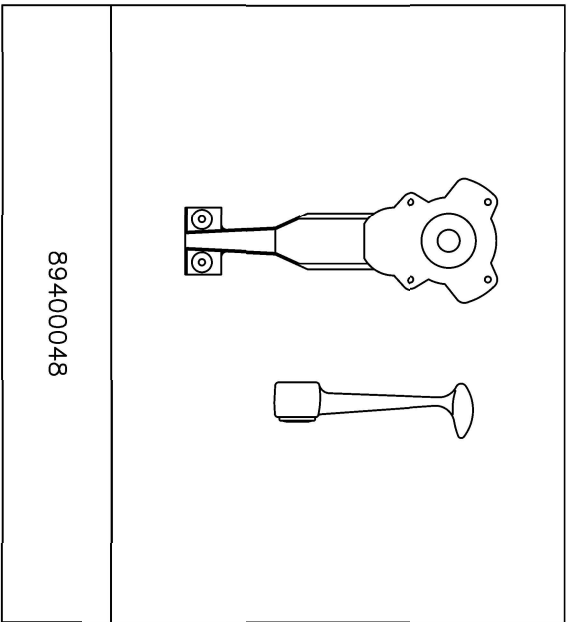
89400119



89400084



89400120



89400048

- GENERAL NOTES:-
1. ALL DIMENSIONS IN MM UNLESS STATED OTHERWISE
  2. GENERAL TOLERANCE OF  $\pm 0.2\text{mm}$  UNLESS STATED OTHERWISE
  3. REMOVE ALL BURRS AND SHARP EDGES
  4. GENERAL TOLERANCE OF  $+0.1/-0.0$  FOR DRILL HOLES UNLESS STATED OTHERWISE
- THE DRAWING AND ALL THE INFORMATION PROVIDED ARE PROPERTY OF LEMMAR LTD AND CANNOT BE REPRODUCED, TRANSMITTED OR MODIFIED WITHOUT PERMISSION. COPYRIGHT LEMMAR LTD.

<b>LEMMAR</b>			
LEMMAR LUTON STEERING DIVISION			
PRESENT HOUSE, 1-5 LAMBER ROAD, LUTON, LU1 3JZ, ENGLAND			
TEL: +44(0)1525 804000 FAX: +44(0)1525 400331			
EMAIL: DESIGN@LUTON.LEMMAR.CO.UK			
SCALE:-	1:5 @ A3		
DRAWN:-	DOUG		
DATE:-	07/05/2004		
SHEET:-	1 OF 1		
CHECK'D:-			
28/09/06	B	ECR 1482	DU
07/05/04	A	FOR PROD'N	DU
PART NO:-		REV	
			B

89400298