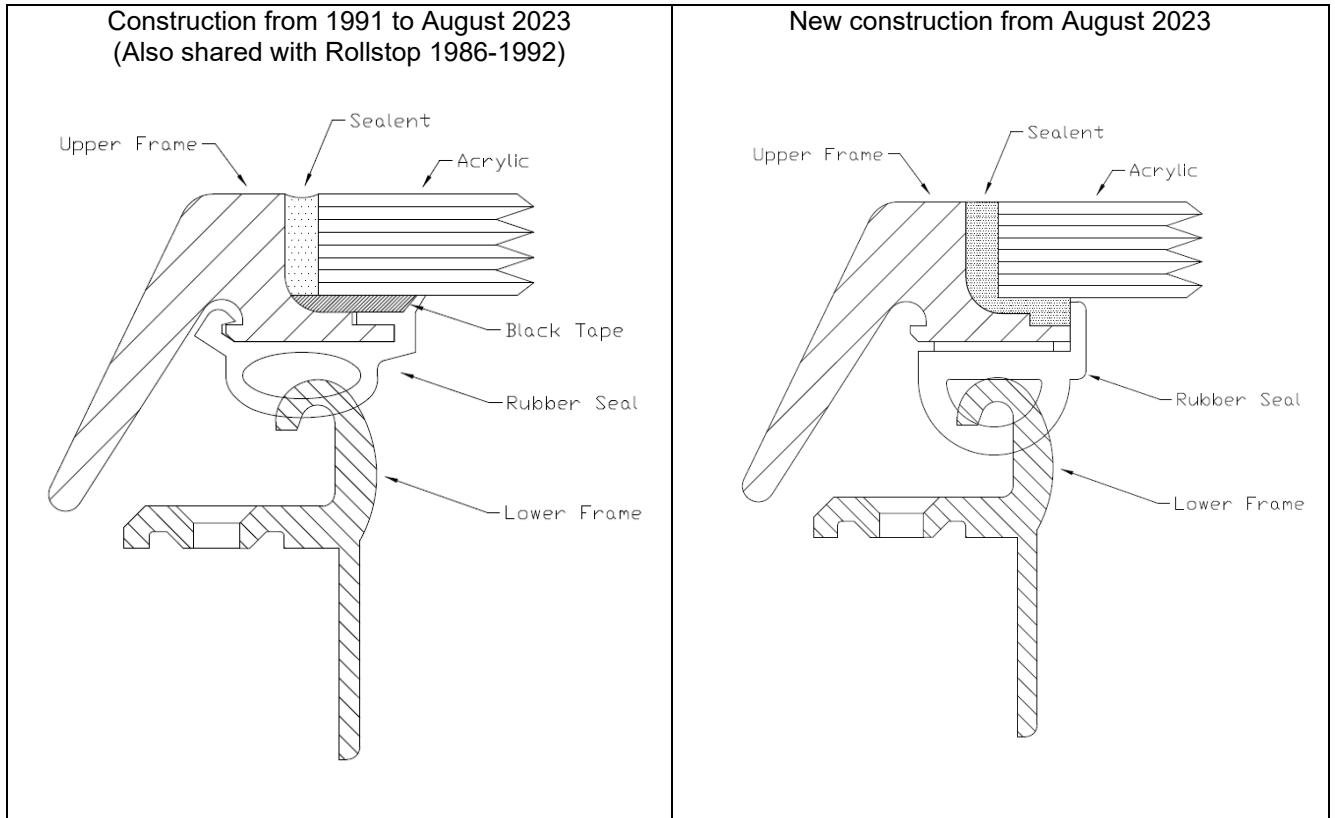


**OCEAN HATCH – SEAL CHANGE****AUGUST 2023**

In August 2023 Lewmar changed the seal and construction of the Ocean Hatch.

The new seal uses a 3M adhesive tape that is fused to the EPDM rubbers seal. This makes the seal easier to change.

The acrylic thickness and aluminium frame sections are unchanged.



The seal lengths are unchanged between the 2 constructions.

===000===

BoB Stevens  
24-Oct-2023



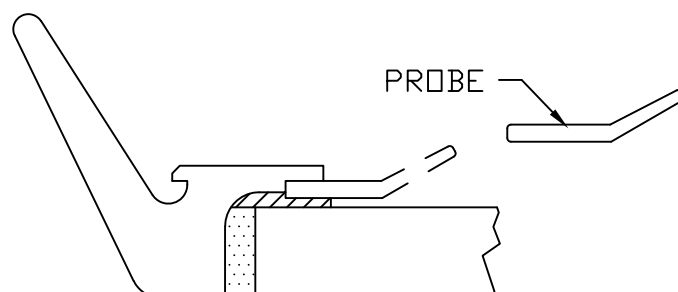
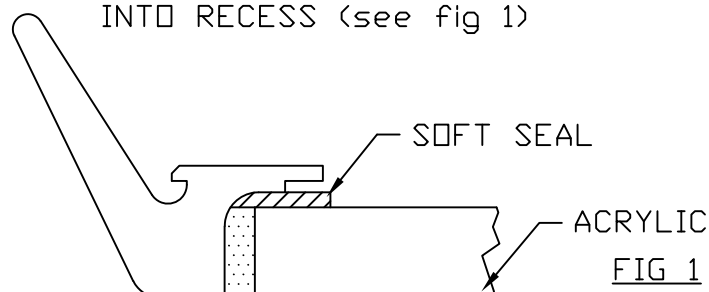
# INSTRUCTIONS FOR REPLACING ROLLSTOP & OCEAN HATCH SEAL

LEWMAR WILL SUPPLY A LENGTH OF RUBBER - PREPARED AND GLUED

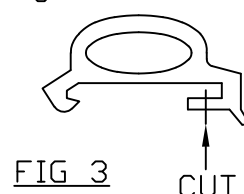
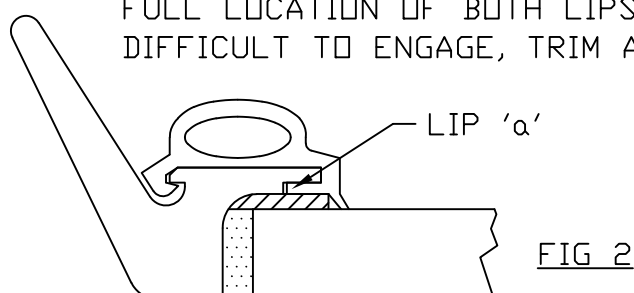
METHOD OF REPLACEMENT:-

(a) REMOVE ORIGINAL SEAL

(b) USING A FLAT ENDED PROBE, PUSH SEALING RUBBER (SOFT) BACK INTO RECESS (see fig 1)



(c) FEED REPLACEMENT RUBBER ONTO THE ALLOY EXTRUSION, ENSURE FULL LOCATION OF BOTH LIPS (see fig 2) NOTE: IF LIP 'α' IS DIFFICULT TO ENGAGE, TRIM AS SHOWN IN (fig 3)



(d) OCEAN HATCHES REQUIRE THE SEAL TO BE CUT LOCALLY AROUND THE LEVER LUGS AS SHOWN IN (fig 4)

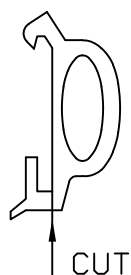
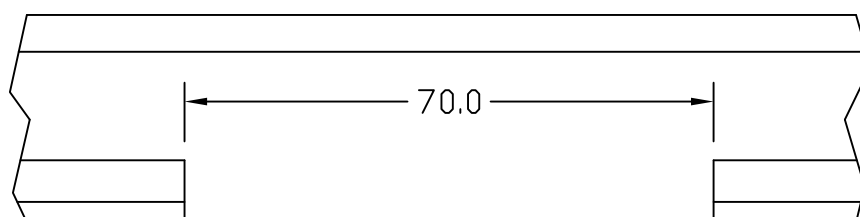
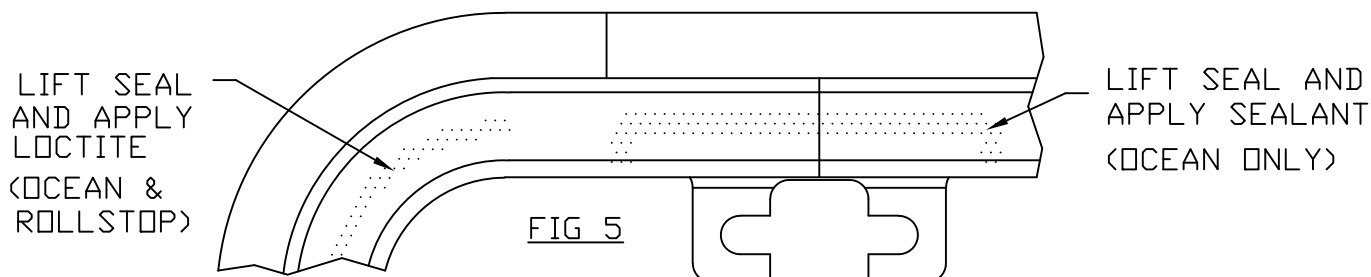


FIG 4



(e) LIFT THE SEAL AND APPLY A BEAD OF SILICON SEALANT TO THE FRAME AROUND THE LEVER LUG AS SHOWN IN (fig 5)



(f) LIFT SEAL AT CORNERS AND APPLY A BEAD OF LOCTITE TO FRAME (fig 5)

NOTES: ENSURE THAT THE SEAL IS FREE FROM PUCKERING.

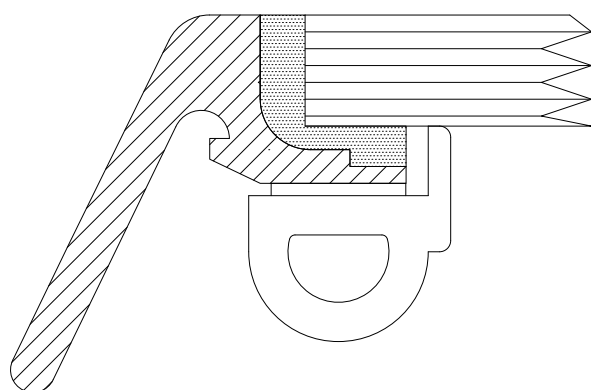
SEAL JOINT TO BE LOCATED AROUND HINGE AREA ON ROLLSTOP HATCHES.  
SEAL JOINT TO BE LOCATED APPROX HALF WAY DOWN EDGE ADJACENT TO HINGE'S ON OCEAN HATCHES.

## INSTRUCTIONS FOR REPLACING OCEAN HATCH SEAL

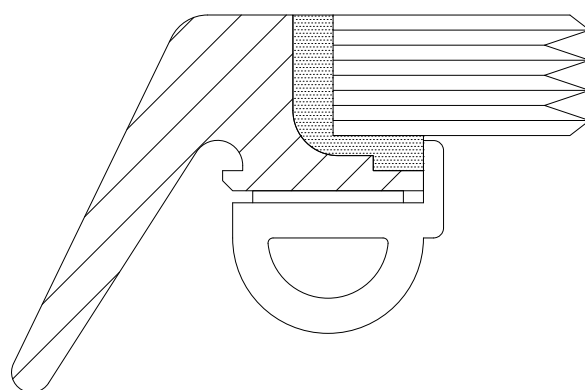
LEWMAR WILL SUPPLY A LENGTH OF RUBBER - PREPARED AND GLUED

### METHOD OF REPLACEMENT:-

- (a) REMOVE ORIGINAL SEAL AND CLEAN AREA READY FOR NEW SEAL
  - (b) STICK NEW SEAL TO UPPER FRAME ENSURING THE TAPE IS FULLY STUCK TO THE FRAME. (see fig 1)
- USE 3M TYPE 94 PRIMER TO AID ADHESION



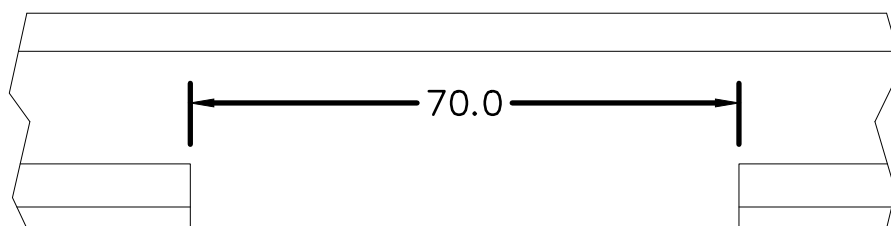
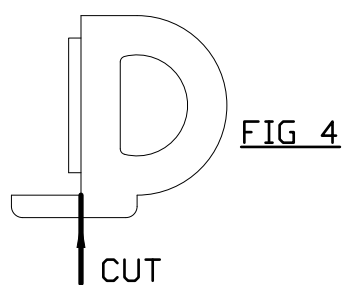
Sz00 TO Sz40



Sz44 TO Sz80

FIG 1

- (c) OCEAN HATCHES REQUIRE THE SEAL TO BE CUT LOCALLY AROUND THE LEVER LUGS AS SHOWN IN (fig 4)



NOTES: ENSURE THAT THE SEAL IS FREE FROM PUCKERING.  
 SEAL JOINT TO BE LOCATED AROUND HINGE AREA ON ROLLSTOP HATCHES.  
 SEAL JOINT TO BE LOCATED APPROX HALF WAY DOWN EDGE ADJACENT TO HINGE'S ON OCEAN HATCHES.